

News in pictures

1.

2.

" 120 "

3.



Contents

2015 9 96



1

4 1


a

a « « « 6

z gjc x@a 6.com
« a «

- 6 8 a

0 7



22

40

26

42

29

45

8

32

46

9

35

48

—

36 × + + + =



9 7

1000

3


" "

10 40%
18 , 4100

" "



9 1





“ 2015 500 ”

“ 2015 100 ” “ 2015 100 ”
 “ 2015 100 ” “ 2015 100 ”
 ” 9 “ 2015 100 ”



9 17 “ ”
 “ 2015 ” “ 2015 ”
 500 100 100
 100 “
 “ 2015 500 ”
 “ 2015 100 ”
 “ 2015 100 ”
 “ ”
 CTC “ 2015 100 ”
 “ ”
 “ 2015 2500 1 20
 100 “ 40% 120



212

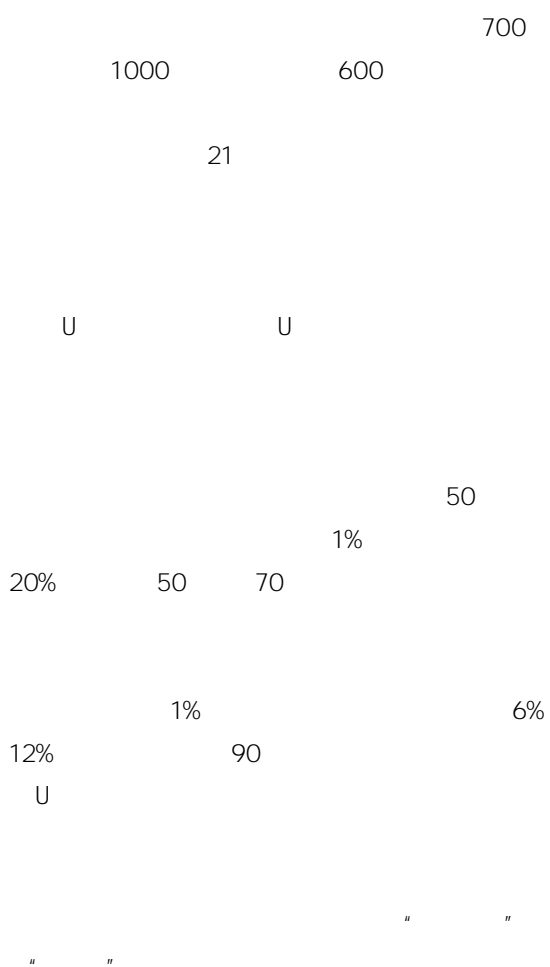
窗


2006 3

500
3200
CRH 400
2500
270
500



1750
2000
1
1700
" " 2 " "
7 1800 9.5 1900
16 2000 1
60 72 2100 5
100
12
G7
0 2050
50% 70%
• 21
•
SARS 21
15 300







— —

“ ”

IBM

IBM

— —

“ ”

“ ”

“ ”

“ ”

“ ”

“ ”







“ ”



“ ”

TFT

2000

3000

0 1

2050

15%

5000

100

" "

4.0

+

+

+

1500

+

IT

+

4.0

GPS

" "

" "



40

500

2012 9

GDP

" =
+ "

"

"

"

5

-

+ " = " "

"


"

"

" " "

"

S



1999 3 10
242 131



" "

2004

1

1.4 1200

2500

" "

150

150

30%

1/6

20%

3-4

目錄



2009

1.

H

1.

100

2.

2

2011

5

20

3

EPC

3.

i

{

€

4.

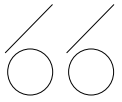
!



+

2

IPS
Internet



GB50173 93
 GB2887 89
 GB9361 88

Internet DMZ
 6

IPS

DAC
 MAC)





Windows Server 2008 Linux AS
5

Windows NT LMHOST
SAM

7× 24

" "

" "

100%


"

"

2014

“ ” “ ” “ ”

2014



“ ”

“ ”

“

1991

”

“

”

“

40

”

“

”

“

”

“

”

“

2010 —2020

”

“

”

“

”

“

”

”

“

”



" "

" "

" "

" "

" "

" "

" "

" "

" "

" "

政研部 文研部

" "

" "

" "

" "

" "

" "

" "

" "

" "

" "

×

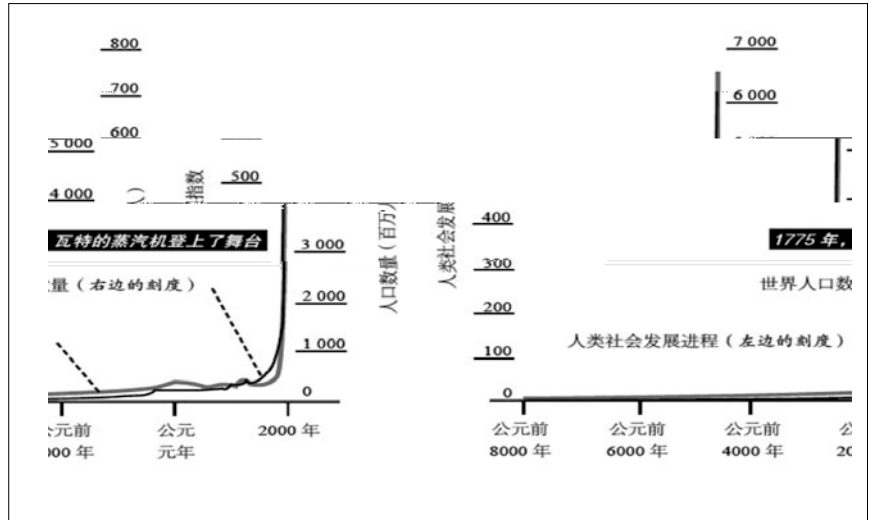
+

+

+

=

--



0 1

”

1.

2.

3.

“ ”

d'



2.

WTO + +

AK 47

1.

3.

” “ ”

“

1. “ ”
Materials Genome Initiative

2014 12 4

2. BIM

BIM Building

2001

66€ a O OQ - 4 ~

n3Ex ë•K! .p 0#`

x N

/ /

“ ”


10-20

70

90

20

“ ”



2005

5000

2500

8

10 10 1

2 3

3 100%

" " "

" 1

300

1# 2#

9 3

33]

2800t/d

3000t/d

300

" "

C5

3

PNG LTD

BNBM

1997

" "

50%

2002

2007
HOME

CENTRE

2013
5

12

" 5+5"
70%

" BNBM"

:





" "

" "





8 30



9 25

2005 60% ~65% 2030 2005 45

2017

2020 30% 50%



9 23~25

" "

" "

" "



6.1%

8 6.1% 7

0.1

1.4

2015 500

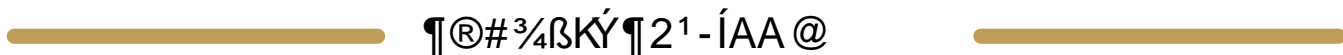

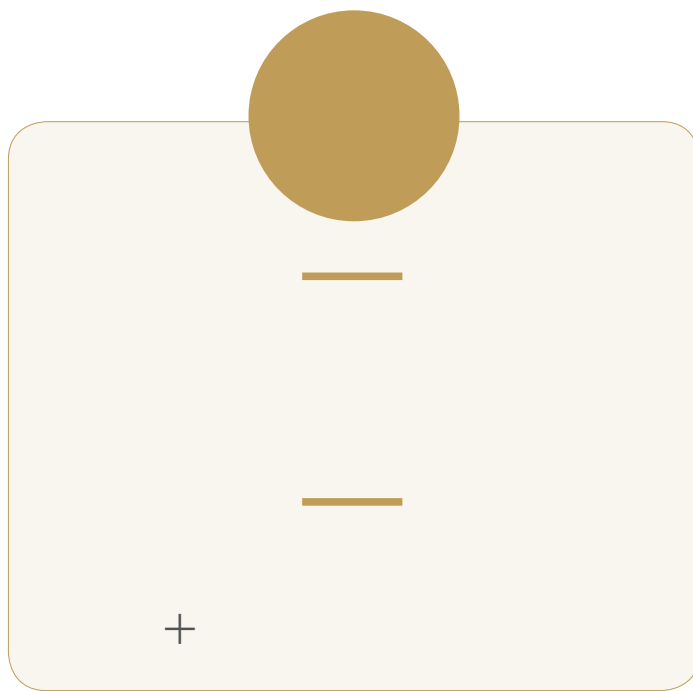


14,049.81

0.43%

15.1

9 10







/ø...Š1É B



Uæ A



得 荀 畏
融 畏

無名氏

感 因

心 端

乙 丑

六月 廿

無名氏

無名氏