


CHINA BUILDING MATERIAL MAGAZINE

中国建材通讯

• 2018 4 127 •






宋志平：我的改革心路

新时代企业家的思考与实践



中国建材集团有限公司
China National Building Material Group Co.,Ltd.





Contents

2018 4 127



17
2
100036
010- 68138037
010- 68138057

zhgjctx@126.com

10
3000



1

4

5

6

7

8


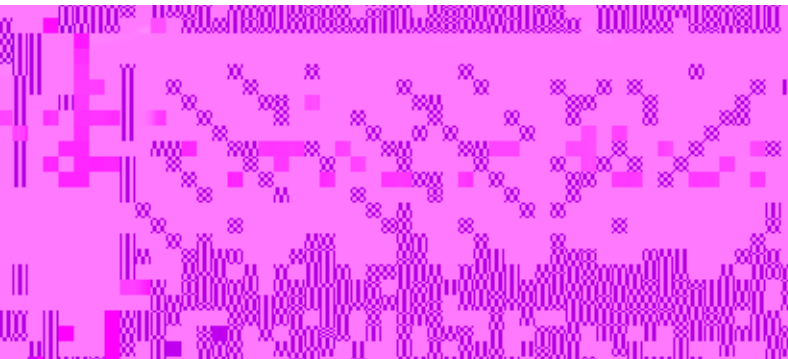
9

10

11

13

2017



26

44

31

46

10

35

" "

48

" "

38

" 1+N"

41

42

—





“ ”
“ ”



2017

208% 199%



2018 “ ”

GDP 6.5%

2018

32.5

2017

2017

26%

2.89

18.2

145

570

17.5

199%

2017

32.2

8395

97

13%

2017

1276

208%

1752

2322

”

“

”

“

”

“

”

“

”

“

20

“

”

“

”

“

”

170



4 17

BIPV



4 10

500

“ ”

“

”

”

”

“

2017

21.8

234



“ ”

œ

“

”



2018

“

‘ ’

‘ ’ ”

6

10



3000

13

“ ”

“ ”

“ ”

“ ”

“ ”

8

“ ”

2018

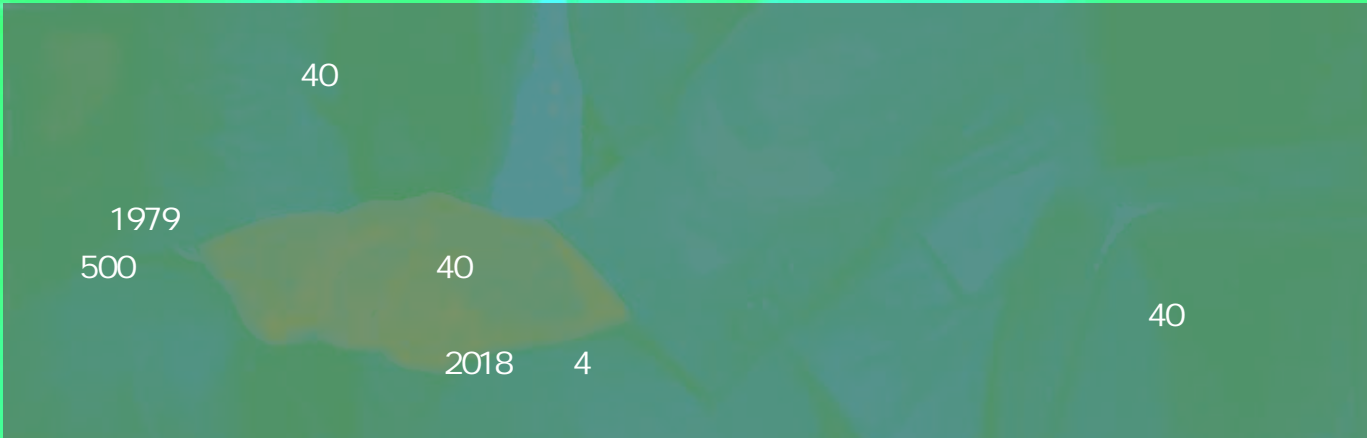
“ ”

“ ”

“ ”

2018 “

”



我的





1979 8

1978

1978 12

1979 8

2017
500

110

2018

23.4

70

15

15

20

3000

"

"

3

1978

40

1978 1979
1000

300



1980

40

9

1980



1990



30

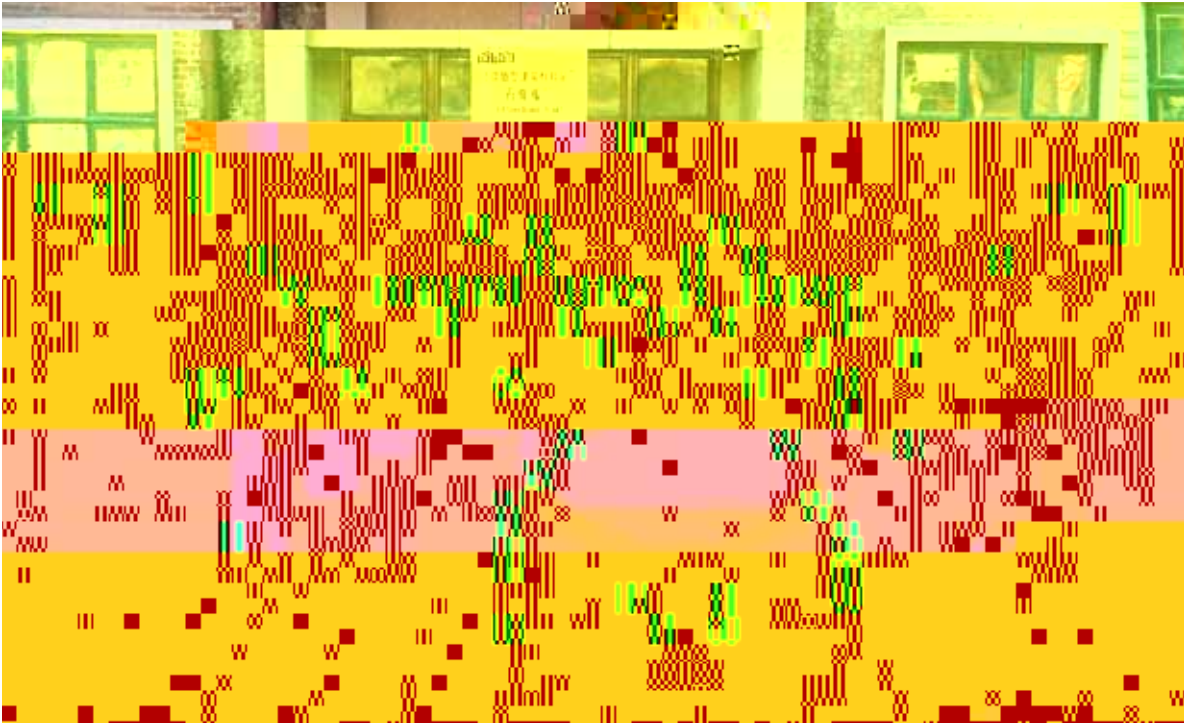
60

60

" "

" "





1994 1250

10 1983

7

10

--

1980

.....

1985

2000

500

--



1983

24

" "

30

1992



3000



1993

1300

2000

600 700

"

"

1993 1 16

6

1991

1992

"

"

OK

"

"

1992

1993



"

"

è



1993

12

5 400

1993

1300

2000

1000

1993

" "



" "

14000

260

1995

20

" "

" "

" "

--

10

10

1



2000

10

--

1993

280

6



10

BNBM

“

”



“

”

“

”

PDC

TOC

TOC 5S

1994

“

”



ISO 9002



90

3

12

1993

500

“

”

“

”



9

“

”

“

”

“

”

“

”

“

”

”

”

Q

”

”

” ” ” ”



“ ”

“ ”

2014 11

2014 8

“

”

“

2016 10

H

10

”

“

2017

4

2016 5

“

“

”

”

2016

”

12

“

”

”

”

2014 7

9

”

“

”

9 25


“

”




500

TFT









2017

40


10

2017

"

"

2017
54 333



ISO
GB/T 34336- 2017

GB/T 35608-

2017

ISO/TC163/SC3/WG12
ISO 20310
ISO/TC163

GB/T34336-

2017
GB/T 35608- 2017



1 3 " "

" 2017 "

2.1

| | | | | | | |
|---|-----|---|------|----------|--|-------|
| " | ppm | | 0.3 | TFT- LCD | | |
| " | | " | | | | 18.2% |
| " | " | " | 0.3 | | | 17.9% |
| | | | 0.15 | | | |



" " " "

" "

" " " CO₂ " "

//

//

40

25
25
25
26.42%
26.82%
28.64%
19.77%
25.62%
11.11%
25



29
141
2013
168
" " " "

2014
2015 " " "
"

2012 37 2018



25

E6 E7

2016

"

544

125

5

1

96

15

" "

"

"

15

"

5

10

100

1995

25

14

100

17

2007

2012

2016

2017

100

" 2025"

"
"
"
"

ERP OA
 MES
.....

"
"

" "



2017 “ ”

“ 1+N ”

“ ” 1964

1

1

“ ”

“ ”

10

“ ”

“ ”

“ ”

N

“ ‘ 1+N ’ ”

“ XX ”

474

351

3

21

“ 12345 ”

“ ”

“ ”

“ 1+N ”

“ ”



“ ”

“ ”

“ ”

N

“ ”

/

“ ”

e

“ ”

“ ”

“ ”

“ ”

“ ”

“ ”

“ ”

“ ”



N

"

"

"

"

"

"

G12

40

11

1

R



250





— —

| | | | | | | | | |
|-----|------|----|-----|------|---|-----------------|-----|-----|
| | 2010 | 10 | | | | 2017 | | |
| | | | " | " | | | " | " |
| | | | ERP | | | | | |
| ERP | | | | | | | | |
| | | | | | | 178,991 | | |
| | | | — — | | | 142,944 | 80% | |
| | | | " | " | | | | |
| | | | " | " | | | | |
| | 2016 | 6 | | " | | | | |
| | | | | | | | | |
| | | | | " | | | | |
| + | | | | | | | " | " |
| | 2016 | 9 | | | | | | |
| | | | | " | | | | |
| | | | | | | | " | " " |
| | 2016 | 10 | | | | | | |
| | | | | " | | | | |
| | | | | + | " | | | |
| | 2016 | 10 | | | " | | | |
| | | | | " | + | " | | |
| | | | | | | | | |
| | | | | + | " | | | |
| | 2017 | 9 | | | " | | | |
| | | | | | | | | |
| | | | | 2017 | | | | |
| | | | | | | ITIL Foundation | | |
| | | | | | | solidworks | | |



“ ”

“ ”

30
40
20
— —



ITO



ITO

63 /

1300 /

80%

ITO

88%

AR

ITO

ITO

ITO

97%

TFT

TFT- LCD

"

"

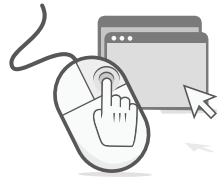
"

"

2.5D 3D

20

TN STN



01

4 11

2017 " "

4 17

S

5000



世界

读书

读天




2016



2017



2007



2017

