



中国建材集团有限公司

China National Building Material Group Co.,Ltd.



##

f

Contents

2018 11 134



17 1
2
100036
010- 68138037
010- 68138057

zhgjctx@126.com 4
5
6
7

10
3000




8
13
18









燦



0.12

40%

2015 3

0.2

0.12



90 TFT-LCD
 TFT-LCD 2010 12 29
 4.5 0.5
 TFT 2011 7 1 0.4

150t/d

20 70
 1995
 1953
 2000

6000
 6000

8

2013 9 8
 10 0.3-1.1

0.5

2015 3 28 0.2


2016 4

2008 6

0.15 2018 4 0.12

3D

LED



0.1

4

10



0.12

2014 1

0.4

2006

5

60

2016

2016

2006

1047

30

2013

o



8

3

8.5 TFT

20G W



— — " "



2005

2014

20G W

Ahancis

5G W

15G W




Ahancis

Ahancis

Ahancis

CIGS
Ahancis
4.0

100



Ahancis

Ahancis

Ahancis

2014 8 23

Ahancis

20

6

2015 10

30%

200

100

300

12

7

GW

Ahancis

5

23%

40

18%

33%

18.2%

15%

Ahancis



2009

5MW

2014 5

2011 10

1

CTF Solar

2015

2009

12

ANTEC

CTF Solar

35%

55%

10%



2017 8 16

1.2 w1.6
30

1.92

8

FirstSolar

2.67

7w24

1.2 w1.6
30

1.92

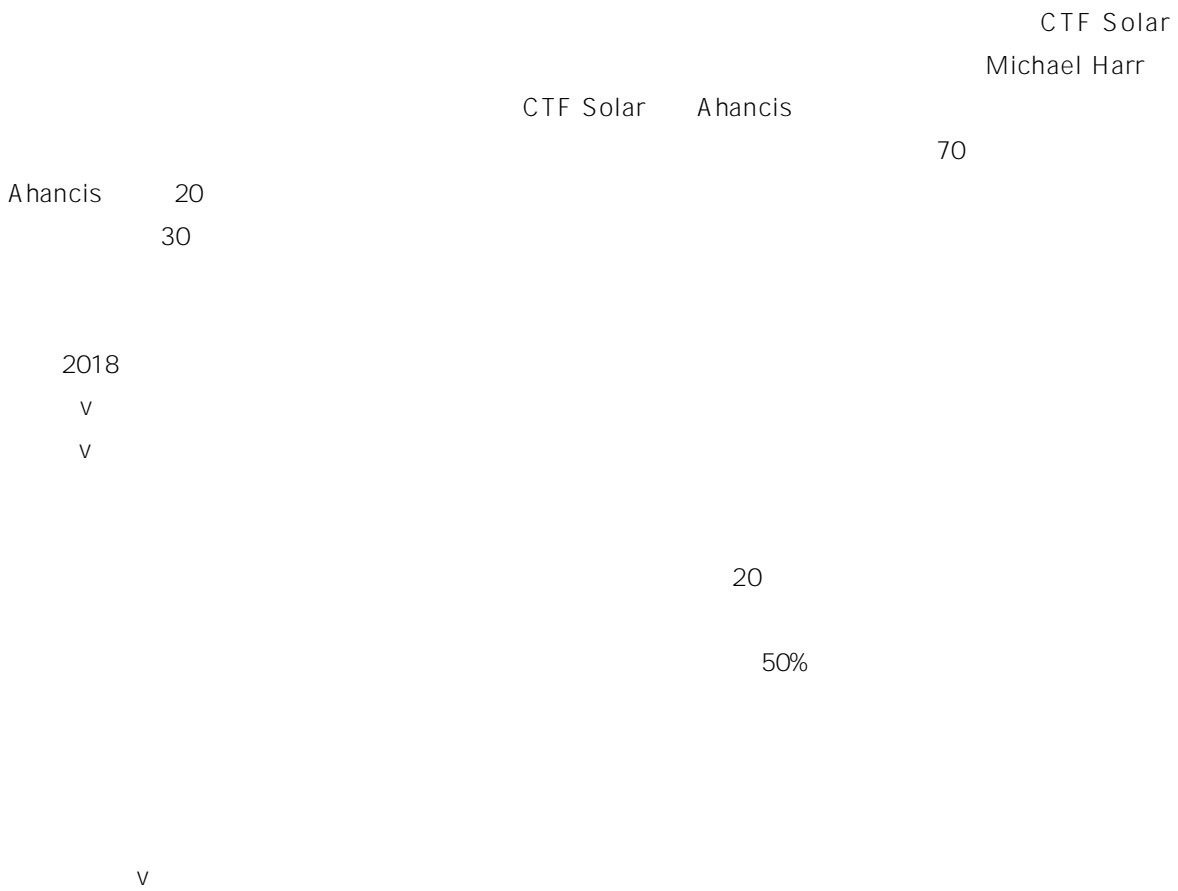
7w24

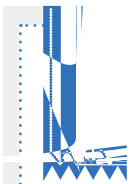
2009

2017

8

18





S" # *
S" # #"

2.4

"

"



2017 8 30

2.4

10

2.4

2.4

2.4

2013

720

珺

Celgard

2010

2013 2014

1000

720

720

2015

CATL

CATL

珺

4

50

2013



10
246

2.4

+BT

2016

映

2 0

.....

4000

2016

2017 8 13

24

36

2.4

200



1400

8 27

24

365

2.4



QC

QC

QC

11

A 10%
10%
A 80%
90% 6
SQE 90

2000



A

2017 8 30

2020

20


2017
1130
600

20

2011 2020 2020

BT

200 /







#


2017
1200

17000

20







30

“ ” “ ”

3 6 600

300

80%





7

10

;

Q

o L

©

R

7



- " " " " " 20
- " 500 8 40 " " " " CEO " "
- " 40 110 80 40
- " " MBA EMBA "

S' # #'

'''

%

L L

S' #' &

&

%


#(

&



40

4



61

"

"

"

"



110

—



" "

" 156 "

" "



1950

500#

36.1

5582

1954 9



1957 9 30

2000

1957 12 10



1958 4

12

83.1



1995 10

1988 5

" "

2010 8 29

" "



.....



2016 8 26

“ ”

.....

2018 5 22-23

“ ”



2014

2014 5

GOE Arish 2 5775

" "

2014

GOE Arish 2

2.7

5775 GOE Arish 2
6000 GOE Beni Sgef 6

2014 7

2 2016 8
3 2016
11 GOE Arish

GOE Arish
2016 5

GOE Beni Sgef 6 6000

10.53
GOE Beni Sgef
120 Beni

“ ”

GOE Beni Sgef

GOE Beni Sgef

CDC
GOE Beni Sgef

5

2

120

MIS

DCS

GOE Beni Sgef





100

5- 9

1

1- 2

1

4

3

50- 100

5- 7

1

1

3

3- 50

1

3- 5

1

2

3

3

2

16



4

1

1

" "

1

1

32

56

1

1

4

2

1

1

"

"



"

"

2

8

1

1

1

1

1-2

1

"

"

1

1


"

"

1



— —





5 16
50

40


90

Marina
380

300

2008





11

2016

11

11


11

Å

80%
50%

2007

11



) #

%

% *) (

&

3333

#

#

3333

\$

£

* &



S''''

#%

#/%%

(,%'

),%'

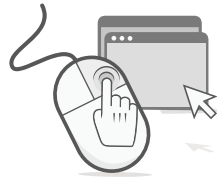
#',%'

#),%'

),&

S& *'

#\$,''''



1

" "

CEO

48

" 19
"



*%

+

S"

\$ / fi

*Z

%

#% #)



